

2024



SINKS

EQUIPMENT STANDS

WORK TABLES

SHELVING

FURNITURE



CONTENTS

3 Sinks

Hand Sinks	3
Compartment Sinks	4
Bar Sinks	7

7 Equipment Stands

8 Shelving

Green Epoxy Coated Wire Shelving	9
Shelving Accessories	10
Stainless Steel Wall Shelving	11

11 Work Tables

12 Furniture

Chairs	12
Bar Stools	13
Cushion Replacements	13
Table Bases	14
Two-Sided Table Tops	14

IronGuard Ordering Information	15
--------------------------------	----



IRONGUARD Limited Warranty Information

- Shelving: 5 year parts warranty.
- Stainless Steel: 1 year parts warranty against factory defects.
- Furniture: 1 year parts warranty against factory defects.

Hand Sinks



WITH SIDES



SKIHS12SS
SKIHS17SS

WITHOUT SIDES

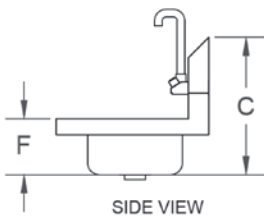
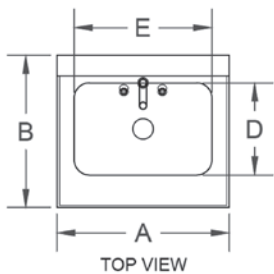


SKIHS17

ITEM#	DESCRIPTION	CASE PACK
SKIHS12SS	Hand Sink 10" x 10", Wall Mount Stainless Steel Sides with Faucet - 12" OAL	1/ea.
SKIHS17SS	Hand Sink 10" x 14", Wall Mount Stainless Steel Sides with Faucet - 17" OAL	1/ea.
SKIHS17	Hand Sink 10" x 14", Wall Mount Stainless Steel with Faucet - 17" OAL	1/ea.

DIMENSIONS (in)

ITEM #	A	B	C	D	E	F
SKIHS12SS	12"	16"	12"	8"	10"	5"
SKIHS17SS	17 ⁵ / ₁₆ "	15 ¹ / ₄ "	13"	10"	14"	5"
SKIHS17	17 ⁵ / ₁₆ "	15 ¹ / ₄ "	13"	10"	14"	5"



KEY FEATURES

Wall Mounted
Includes Faucet
304 Stainless Steel
20 GA.



Compartment Sinks

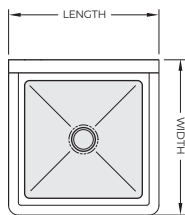


ONE COMPARTMENT SINKS

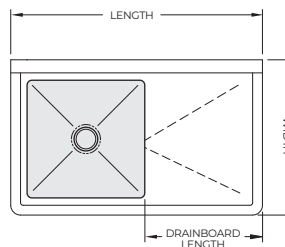
ITEM#	DESCRIPTION	CASE PACK
SKICIT18181400	18"L x 18"W x 14"D Compartments - 24½" OAL	1/ea.
SKICIT18181418L	18"L x 18"W x 14"D Compartments, Drainboard 18"-L - 39½" OAL	1/ea.
SKICIT18181418R	18"L x 18"W x 14"D Compartments, Drainboard 18"-R - 39½" OAL	1/ea.
SKICIT24241400	24"L x 24"W x 14"D Compartments - 28" OAL	1/ea.
SKICIT24241424L	24"L x 24"W x 14"D Compartments, Drainboard 24"-L - 52" OAL	1/ea.
SKICIT24241424R	24"L x 24"W x 14"D Compartments, Drainboard 24"-R - 52" OAL	1/ea.
SKICIT24241424RL	24"L x 24"W x 14"D Compartments, Drainboard 24"-RL - 76" OAL	1/ea.

DIMENSIONS (in)

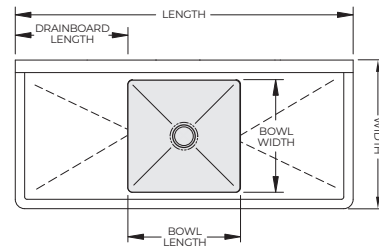
ITEM #	Length	Width	Bowl Length	Bowl Width	Drainboard Length	Bowl Depth	Front Overall Height	Front Total Bowl Height	Back Height w/Backsplash
SKICIT18181400	24½"	23½"	18"	18"	N/A	14"	37"	15½"	43"
SKICIT18181418L	39½"	23½"	18"	18"	18"	14"	37"	15½"	43"
SKICIT18181418R	39½"	23½"	18"	18"	18"	14"	37"	15½"	43"
SKICIT24241400	28"	29½"	24"	24"	N/A	14"	37"	15½"	43"
SKICIT24241424L	52"	29½"	24"	24"	24"	14"	37"	15½"	43"
SKICIT24241424R	52"	29½"	24"	24"	24"	14"	37"	15½"	43"
SKICIT24241424RL	76"	29½"	24"	24"	24"	14"	37"	15½"	43"



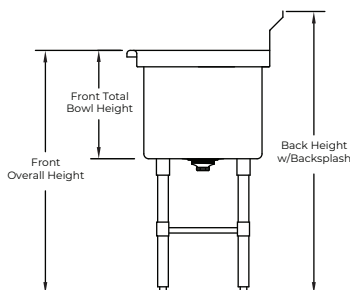
1 COMPARTMENT



1 COMPARTMENT
1 DRAINBOARD



1 COMPARTMENT
2 DRAINBOARDS



KEY FEATURES

- 8" OC Splash Mount Faucet Holes
- 304 Stainless Steel Top
- 3½" Drain Opening per Compartment
- 1.2mm Galvanized Legs
- Adjustable Feet
- 10" Backsplash



Compartment Sinks

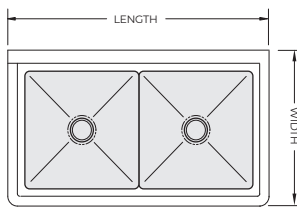


TWO COMPARTMENT SINKS

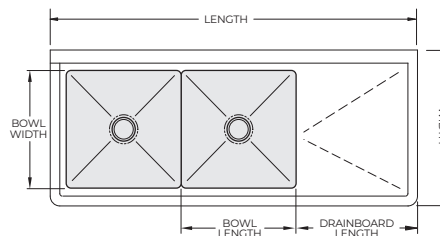
ITEM#	DESCRIPTION	CASE PACK
SKIC2T18181400	18"L x 18"W x 14"D Compartments - 40" OAL	1/ea.
SKIC2T18181418L	18"L x 18"W x 14"D Compartments, Drainboard 18"-L - 58" OAL	1/ea.
SKIC2T18181418R	18"L x 18"W x 14"D Compartments, Drainboard 18"-R - 58" OAL	1/ea.
SKIC2T18181418RL	18"L x 18"W x 14"D Compartments, Drainboard 18"-RL - 76" OAL	1/ea.
SKIC2T24241400	24"L x 24"W x 14"D Compartments - 52" OAL	1/ea.
SKIC2T24241424RL	24"L x 24"W x 14"D Compartments, Drainboard 24"-RL - 120" OAL	1/ea.

DIMENSIONS (in)

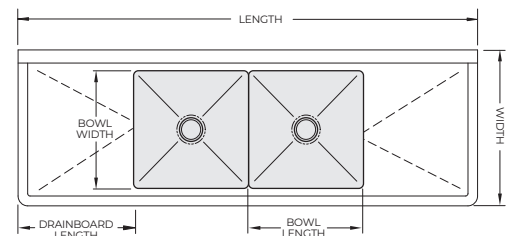
ITEM #	Length	Width	Bowl Length	Bowl Width	Drainboard Length	Bowl Depth	Front Overall Height	Front Total Bowl Height	Back Height w/Backsplash
SKIC2T18181400	40"	23½"	18"	18"	N/A	14"	37"	15½"	43"
SKIC2T18181418L	58"	23½"	18"	18"	18"	14"	37"	15½"	43"
SKIC2T18181418R	58"	23½"	18"	18"	18"	14"	37"	15½"	43"
SKIC2T18181418RL	76"	23½"	24"	24"	24"	14"	37"	15½"	43"
SKIC2T24241400	52"	29½"	24"	24"	24"	14"	37"	15½"	43"
SKIC2T24241424RL	100"	29½"	24"	24"	24"	14"	37"	15½"	43"



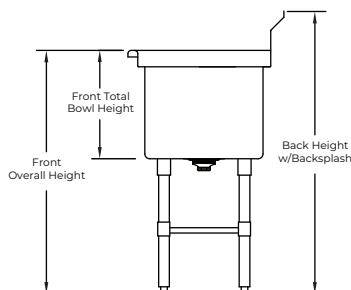
2 COMPARTMENTS



2 COMPARTMENTS
1 DRAINBOARD



2 COMPARTMENTS
2 DRAINBOARDS



KEY FEATURES

- 8" OC Splash Mount Faucet Holes
- 304 Stainless Steel Top
- 3½" Drain Opening per Compartment
- 1.2mm Galvanized Legs
- Adjustable Feet
- 10" Backsplash



Compartment Sinks

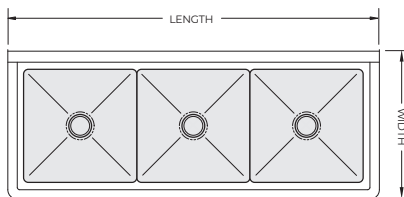


THREE COMPARTMENT SINKS

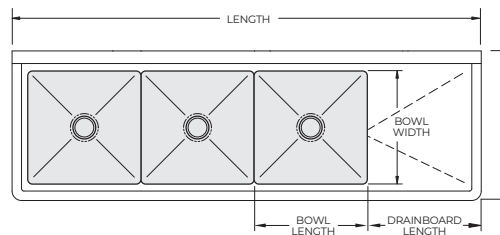
ITEM#	DESCRIPTION	CASE PACK
SKIC3T16201418RL	16"L x 20"W x 14"D Compartments, Drainboard 18"-RL - 84" OAL	1/ea.
SKIC3T18181400	18"L x 18"W x 14"D Compartments - 59" OAL	1/ea.
SKIC3T18181418RL	18"L x 18"W x 14"D Compartments, Drainboard 18"-RL - 90" OAL	1/ea.
SKIC3T18181424RL	18"L x 24"W x 14"D Compartments, Drainboard 24"-RL - 104" OAL	1/ea.
SKIC3T24241400	24"L x 24"W x 14"D Compartments - 76" OAL	1/ea.
SKIC3T24241424RL	24"L x 24"W x 14"D Compartments, Drainboard 24"-RL - 120" OAL	1/ea.

DIMENSIONS (in)

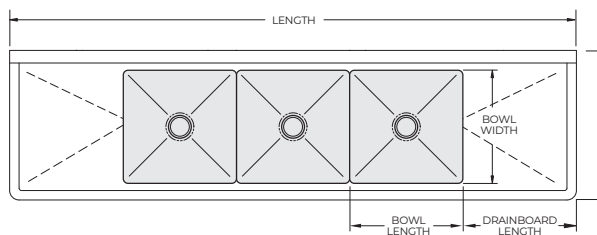
ITEM #	Length	Width	Bowl Length	Bowl Width	Drainboard Length	Bowl Depth	Front Overall Height	Front Total Bowl Height	Back Height w/Backsplash
SKIC3T16201418RL	88"	25½"	20"	16"	N/A	14"	37"	15½"	43"
SKIC3T18181400	59"	23½"	18"	18"	18"	14"	37"	15½"	43"
SKIC3T18181418RL	94"	23½"	18"	18"	18"	14"	37"	15½"	43"
SKIC3T18181424RL	106"	23½"	18"	24"	18"	14"	37"	15½"	43"
SKIC3T24241400	76"	29½"	24"	24"	24"	14"	37"	15½"	43"
SKIC3T24241424RL	124"	29½"	24"	24"	24"	14"	37"	15½"	43"



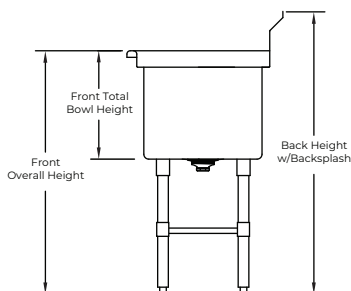
3 COMPARTMENTS



3 COMPARTMENTS
1 DRAINBOARD



3 COMPARTMENTS
2 DRAINBOARDS



KEY FEATURES

- 8" OC Splash Mount Faucet Holes
- 304 Stainless Steel Top
- 3½" Drain Opening per Compartment
- 1.2mm Galvanized Legs
- Adjustable Feet
- 10" Backsplash



Bar Sinks



KEY FEATURES

304 Stainless Steel Top
Stainless Steel Legs
6" Backsplash
Adjustable Feet



ITEM#	DESCRIPTION	CASE PACK
SKICBS1T14	10"L x 14"W x 10"D Compartments - 12" OAL	1/ea.
SKICBS4T72LR	10"L x 14"W x 10"D Compartments, Drainboards 12" - 72" OAL	1/ea.

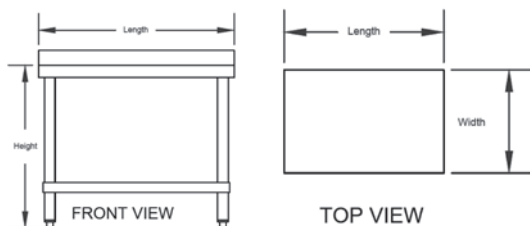
Equipment Stands



ITEM#	DESCRIPTION	CASE PACK
SKIESS3024	30"L x 24"W x 24"H, 4 Legs	1/ea.
SKIESS3030	30"L x 30"W x 24"H, 4 Legs	1/ea.
SKIESS3036	30"L x 36"W x 24"H, 4 Legs	1/ea.
SKIESS3048	30"L x 48"W x 24"H, 4 Legs	1/ea.
SKIESS3060	30"L x 60"W x 24"H, 6 Legs	1/ea.
SKIESS3072	30"L x 72"W x 24"H, 6 Legs	1/ea.

KEY FEATURES

16 Ga. 304 Stainless Steel Top
16 Ga. 304 Stainless Steel Undershelf
Stainless Steel Adjustable Feet
Stainless Steel Legs



1" Upturn

The undershelf can comfortably hold hefty loads without bowing or sagging.





GREEN EPOXY COATED WIRE SHELVING

14" Width

ITEM#	LENGTH	CASE PACK	PACKAGE WEIGHT
SKIWGR1424CWP	24" L	4/ea.	24 lbs.
SKIWGR1430CWP	30" L	4/ea.	28 lbs.
SKIWGR1436CWP	36" L	4/ea.	32 lbs.
SKIWGR1442CWP	42" L	4/ea.	36 lbs.
SKIWGR1448CWP	48" L	4/ea.	40 lbs.
SKIWGR1454CWP	54" L	4/ea.	44 lbs.
SKIWGR1460CWP	60" L	2/ea.	28 lbs.
SKIWGR1472CWP*	72" L	2/ea.	32 lbs.

18" Width

ITEM#	LENGTH	CASE PACK	PACKAGE WEIGHT
SKIWGR1824CWP	24" L	4/ea.	28 lbs.
SKIWGR1830CWP	30" L	4/ea.	32 lbs.
SKIWGR1836CWP	36" L	4/ea.	36 lbs.
SKIWGR1842CWP	42" L	4/ea.	40 lbs.
SKIWGR1848CWP*	48" L	4/ea.	48 lbs.
SKIWGR1854CWP*	54" L	4/ea.	56 lbs.
SKIWGR1860CWP*	60" L	2/ea.	30 lbs.
SKIWGR1872CWP*	72" L	2/ea.	36 lbs.

24" Width

ITEM#	LENGTH	CASE PACK	PACKAGE WEIGHT
SKIWGR2424CWP	24" L	4/ea.	32 lbs.
SKIWGR2430CWP	30" L	4/ea.	40 lbs.
SKIWGR2436CWP	36" L	4/ea.	48 lbs.
SKIWGR2442CWP	42" L	4/ea.	56 lbs.
SKIWGR2448CWP*	48" L	4/ea.	60 lbs.
SKIWGR2454CWP*	54" L	2/ea.	32 lbs.
SKIWGR2460CWP*	60" L	2/ea.	40 lbs.
SKIWGR2472CWP**	72" L	2/ea.	48 lbs.

*1 additional middle truss

**2 additional middle trusses

KEY FEATURES

Holds up to 700lbs.

Uniformly Distributed

5 Year Limited Warranty

Labor Saving Easy Assembly



Shelving



Get the right add-ons.

Your shelving would be incomplete without proper accessories. We've got you covered with posts, brackets, and more.

EPOXY SHELVING ACCESSORIES

Epoxy Coated Post

ITEM#	LENGTH	QUANTITY PER BOX	CASE PACK
SKIWGR34CWP	34" L	4	1/ea.
SKIWGR63CWP	63" L	4	1/ea.
SKIWGR74CWP	74" L	4	1/ea.
SKIWGR86CWP	86" L		1/ea.

Epoxy Coated Wall Brackets

ITEM#	DESCRIPTION	QUANTITY PER BOX	CASE PACK
SKIWEGB14	Supports 14" Depth Shelving	2	1/ea.
SKIWEGB18	Supports 18" Depth Shelving	2	1/ea.
WEBG24	Supports 24" Depth Shelving	2	1/ea.

Casters

ITEM#	DESCRIPTION	QUANTITY PER BOX	CASE PACK
SKIWCA6BR	Shelving Caster Set for Wire Shelving All with Brakes and Bumpers	Set of 4	1/ea.

"S" Hooks

ITEM#	DESCRIPTION	QUANTITY PER BOX	CASE PACK
SKIWGRSHOOKCWP	S Hook for Shelving	Set of 2	1/ea.

Plastic Shelf Clips

ITEM#	QUANTITY PER BOX	CASE PACK
SKIWAMSHELFCLIPS	4	1/ea.



Epoxy Coated Post

Numbered for easy assembly.

Every post comes with plastic footing.



Epoxy Coated Wall Brackets



Casters



"S" Hooks



Plastic Shelf Clips

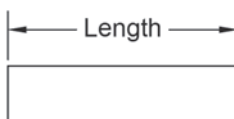





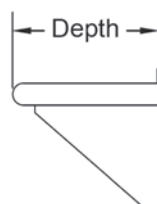
STAINLESS STEEL WALL SHELVING

ITEM#	LENGTH	DEPTH	CASE PACK
SKIWS1424	24"	14"	1/ea.
SKIWS1436	36"	14"	1/ea.
SKIWS1448	48"	14"	1/ea.
SKIWS1460	60"	14"	1/ea.
SKIWS1472*	72"	14"	1/ea.

* Shelves that are 72" and larger are furnished with three brackets



TOP VIEW



SIDE VIEW

KEY FEATURES

430 Stainless Steel
18 Gauge
Heavy Duty



Work Tables



24" Width - No Backsplash

ITEM#	LENGTH	CASE PACK
SKIWT2424ES	24"	1/ea.
SKIWT2430ES	30"	1/ea.
SKIWT2436ES	36"	1/ea.
SKIWT2448ES	48"	1/ea.
SKIWT2460ES	60"	1/ea.
SKIWT2472ES	72"	1/ea.

24" Width - 2" Backsplash

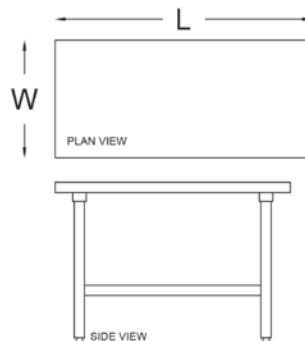
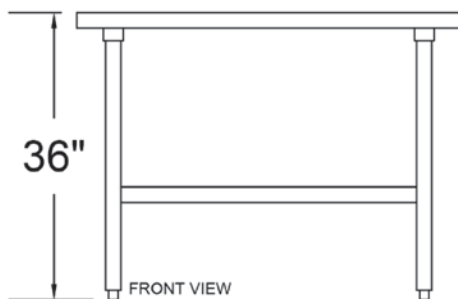
ITEM#	LENGTH	CASE PACK
SKIWT2424EBS	24"	1/ea.
SKIWT2430EBS	30"	1/ea.
SKIWT2436EBS	36"	1/ea.
SKIWT2448EBS	48"	1/ea.
SKIWT2460EBS	60"	1/ea.
SKIWT2472EBS	72"	1/ea.

30" Width - No Backsplash

ITEM#	LENGTH	CASE PACK
SKIWT3030ES	30"	1/ea.
SKIWT3036ES	36"	1/ea.
SKIWT3048ES	48"	1/ea.
SKIWT3060ES	60"	1/ea.
SKIWT3072ES	72"	1/ea.
SKIWT3084ES	84"	1/ea.
SKIWT3096ES	96"	1/ea.

30" Width - 2" Backsplash

ITEM#	LENGTH	CASE PACK
SKIWT3030EBS	30"	1/ea.
SKIWT3036EBS	36"	1/ea.
SKIWT3048EBS	48"	1/ea.
SKIWT3060EBS	60"	1/ea.
SKIWT3072EBS	72"	1/ea.
SKIWT3084EBS	84"	1/ea.
SKIWT3096EBS	96"	1/ea.



KEY FEATURES

- 16 Ga. 304 Stainless Steel Top
- 18 Ga. 304 Stainless Steel Undershef
- Stainless Steel Adjustable Feet
- Stainless Steel Legs





SKIC2160BLK/BLKM



SKICC2082BLKSTACK

Chairs

ITEM#	DESCRIPTION	CASE PACK
SKIC2160BLK/BLKM	Black, Matte Metal Frame, Ladderback (4) Chair, Black Vinyl Seat	1/ea.
SKICC2082BLKSTACK	Black Stack Chair, 2" Thick Black Vinyl Seat, Black Vinyl Padded Back Rest	1/ea.



SKIC5030-WP/S



ITEM#	DESCRIPTION	CASE PACK
SKIC5030-WP/S	Gray Steel Frame, Vertical Slatted Back, Walnut Wood Seat	1/ea.



SKIC39S



SKIC2301BLK/BLKM



SKIC36SHB

Bar Stools

ITEM#	DESCRIPTION	CASE PACK
SKIC39S	Swivel Bar Stool with Chrome Double Ring Base, Black Round Cushion	1/ea.
SKIC2301BLK/BLKM	Matte Black, Fixed Seat, Ladderback (4), Bar Stool, Black Vinyl Seat	1/ea.
SKIC36SHB	Swivel Bar Stool with Chrome Double Ring Base, Black Bucket Seat	1/ea.



SKIC39SCUSHION



SKIC2160/2301BLK



SKIC2160/2301BRN

Cushion Replacements

ITEM#	DESCRIPTION	CASE PACK
SKIC2160/2301BLK	Black Chair Cushion, Replacement Seat for 2160 & 2301 Style Chairs	1/ea.
SKIC2160/2301BRN	Brown Chair Cushion, Replacement Seat for 2160 & 2301 Style Chairs	1/ea.
SKIC39SCUSHION	Black Round Seat Cushion for #C39S Style Bar Stools	1/ea.



Table Bases

ITEM#	DESCRIPTION	CASE PACK
SKICSLZJ2222*	22" x 22"	5
SKICSLZJ2230*	22" x 30"	5
SKICSLZJ3030*	30" x 30"	5
SKICSLZJ522*	5" x 22"	5
SKIBCTC303	28 ³ / ₄ "H x 3" Dia., Black Table Base Column	1
SKICTC3753	37 ¹ / ₂ "H x 3" Dia., Black Table Base Column	1


*Bases come in a 2 piece labor saver design.

KEY FEATURES

Labor Savers
Welder Spider Column
Cross-Shaped Design

Two-Sided Table Tops

ITEM#	DESCRIPTION	CASE PACK
MB2430	24" x 30" Square Tabletop	1
MB2442	24" x 42" Rectangular Tabletop	1
MB3030	30" x 30" Square Tabletop	1
MB3042	30" x 42" Rectangular Tabletop	1
MB3048	30" x 48" Rectangular Tabletop	1
MB3060	30" x 60" Rectangular Tabletop	1
MB3636	36" x 36" Square Tabletop	1
MB24R	24" Round Tabletop	1
MB30R	30" Round Tabletop	1
MB36R	36" Round Tabletop	1



Mahogany/Black with Black T-Molded Edge.



ITEM#	DESCRIPTION	CASE PACK
SKICCM8520	Lobby Receptacle	1/ea.

This lobby receptacle from Skibee is perfect for fast casual and dine-in restaurants. Featuring the phrase "Thank You" on the swing door, this unit is black with white writing.





Ordering: When ordering by mail or phone, be sure to include your full legal name and address, as well as the name under which your establishment is operated. At all times specify the catalog number and complete description as well as quantities wanted. For parts orders, send manufacturer's name, model number, serial number, type, gas or electric if applicable. Specify the name of carrier and supply us with complete instructions on shipping. Otherwise, we will route your shipment the best way available.

Credit Terms: To avoid delay, if you have not established credit terms with us, enclose a certified check or postal money order to cover the full amount of your purchases including applicable taxes. Do not mail cash. Credit accounts are opened only after a contract for credit is signed and approved by our Credit Department. We do accept VISA, MASTERCARD, DISCOVER, and AMERICAN EXPRESS for your convenience.

Limited Warranty Information: Skibee Distributing warrants its products to the original purchaser to be free from defects in materials and workmanship under normal use and service.

It's obligation under this warranty shall be limited to repairing or replacing any part of the product, which proves defective within date of sale and the time frame specific to the product category, and which Skibee Distributing's examination, discloses in its satisfaction to be thus defective.

No claims will be accepted for any part becoming defective due to damage in transit, improper installation, improper storage, misapplication, abuse, misuse, neglect, vandalism, alteration, accident, fire or other casualty, or act of nature.

Skibee Distributing cannot assume any responsibility for labor, freight cost, taxes, replacement parts purchased, normal maintenance, calibration or adjustments, or any other expense incurred outside of our factory.

Claims: Please inspect all packages upon receipt of delivery. Any claims for loss, breakage, shortage, or delay, must be made by you to the transportation company's agent in your city. When the transportation company accepts a shipment from us, they furnish us with a receipt acknowledging it is received by them in good order. Under no conditions are deductions to be made from our invoice for loss, breakage, or shortage without first obtaining our written permission. However, we will help you in any way possible to recover losses from the transportation company due to shortage or breakage.

Returned Goods: No goods will be accepted for returns unless we are notified within five days after receipt, and then only upon authorization in writing. All shipments must be freight prepaid to us. Except in cases of error on our part, there will be a reasonable handling charge made on all returns and exchanges. No good will be sent out on approval. Any merchandise made or ordered especially for a customer cannot be returned.

Back Orders: Occasionally items are out of stock due to an unusual demand or slow delivery by factories. Such back orders will be noted on sales order and will be shipped when received unless notified by you.

Ownership & Title: It is understood that we retain title to all property described on Sales Orders until paid for in full by you or your representative.

Specifications & pricing subject to change without notice. All weights and measurements shown herein are approximate.



The original Skibee logo



LOCATIONS

FLORIDA

Corporate Headquarters

11101 North 46th Street
Tampa, FL 33617
(800) 226-9645
the-ifg.com

Louis Wohl & Sons, Inc.

11101 North 46th Street
Tampa, FL 33617
813-985-8870
louiswohl.com

Beltram Superstore

11101 N 46th Street
Tampa, FL 33617
813-985-8870
beltram.com

E.H. Thompson Company

8081 Philips Hwy. #20
Jacksonville, FL 32256
904-358-1555
ehthompson.com

GEORGIA

Big A Distributors

6820 Kelly Ave Suite 101
Morrow, GA, 30260
678-545-2568
bigadistributors.com

SOUTH CAROLINA

Beltram of the Carolinas

105 Shaw Street
Greenville, SC 29609
864-236-5749
beltramofthecarolinas.com

Beltram of the Carolinas

1720 Bypass 72 NE
Greenwood, SC 29649
864-547-8415
beltramofthecarolinas.com

Foodservice & Restaurant Supply

2695 Azalea Trail Drive
N. Charleston, SC 29405
843-723-9806
gofrs.com

Foodservice & Restaurant Supply

1271 First Street South
Columbia, SC 29209
803-744-4420
gofrs.com

Foodservice & Restaurant Supply

1310 S. Meadors Farm Rd
Florence, SC 29505
843-662-7021
gofrs.com

NORTH CAROLINA

Foodservice & Restaurant Supply

23 Asheland Avenue
Asheville, NC 28801
828-255-9995
gofrs.com

KANSAS

B&J Foodservice Equipment

236 North 7th Street
Kansas City, KS 66101
913-621-6165
bjfoodequip.com

MISSOURI

B&J Foodservice Equipment

1616 Dielman Road
St. Louis, MO 63132
314-428-1247
bjfoodequip.com